

UNIFORM CODE

SEPTEMBER 2021

Sir William Ramsay School believes it is important to maintain a high standard of School Uniform. The school's uniform is designed to be smart and to signify pride in belonging to the school as well as the wider community. Any potential inequalities and negative group allegiances are also eliminated by the uniform dress code.

Students are expected to be smartly dressed at all times, including on their journey to and from the School.

RESPONSIBILITY

It is the responsibility of parents/carers to ensure that their son/daughter are appropriately dressed for school each day (see the Home School Agreement). We expect all students to wear the correct uniform as listed in this newsletter.

It is the responsibility of all members of staff to question students who attend school inappropriately dressed or not wearing full school uniform. Tutors are often the first staff to greet students in the morning and are therefore the first person, in a position of authority, to challenge students about their dress code. Students may then be referred to their Head of Year or the Student Support Team if necessary.

IN AN EMERGENCY

In an emergency, such as shoes splitting, a note to that effect from the parent/carer is necessary, as is their prompt attention to the matter. The school operates a uniform pass system for temporary problems. Requests to vary the uniform requirements for a particular reason, such as medical or religious needs, will always receive careful consideration.

WHAT HAPPENS NEXT

A student wearing non-uniform clothing will be issued with a note in their planner and this will be monitored. In the event of repeated uniform infringements parents/carers will be contacted.

In the case of non-permitted jewellery and other accessories, the student will be asked to remove the item, which will be confiscated and can only be collected by that student, from the Student Support Office at the end of the week. If a student is unable to remove a piercing for PE lesson because they are stuck, they should be sent to the relevant Student Support Officer and a note will be written in their planner, a call home made and they will be kept for break and lunch detentions until the piercing can be removed.



If a student refuses to remove their jewellery during a PE lesson and they do not have a note in their planner from the Student Support Officer, this will be treated as defiance and dealt with accordingly.

Students should raise any issues with their Tutor or Student Support Officer.


The School reserves the right not to accept the wearing of any item of clothing which is deemed to be inappropriate in terms of the stated uniform list. The Headteacher is the final arbiter on uniform.

CORRECT UNIFORM



We recommend that all clothing/footwear is clearly marked with the student's name.

If in doubt, check with a member of Senior Staff, Support and Intervention Team or Head of Year before purchasing.



UNIFORM GUIDELINES

BOYS	GIRLS
COMPULSORY	COMPULSORY
Navy Blazer with Embroidered Badge Boy Fit	Navy Blazer with Embroidered Badge Girl Fit
Plain White Shirt with a stiff collar & top button - not sports style	Plain White Shirt with a stiff collar & top button - not sports style
Tailored Mid-Grey Trousers - NO cords, drainpipes, jeans or skin-tight trousers	Stitched Down Pleated Mid-Grey Skirt - Knee length, the bottom of the skirt should be closer to the knee than to the bottom of the blazer OR Tailored Mid-Grey Trousers - NO cords, drainpipes, jeans, leggings or skin-tight trousers
Tie with Logo Year 7 Ramsay Blue and Silver Stripe Year 8 Ramsay Blue & Purple Stripe Year 9 Ramsay Blue & Red Stripe Year 10 Ramsay Blue & Green Stripe Year 11 Ramsay Blue with Yellow Stripe	Tie with Logo Year 7 Ramsay Blue and Silver Stripe Year 8 Ramsay Blue & Purple Stripe Year 9 Ramsay Blue & Red Stripe Year 10 Ramsay Blue & Green Stripe Year 11 Ramsay Blue with Yellow Stripe
Black Shoes - NOT Boots - Shoes should be of 'classic' design - lace-up, buckle or slip-on - The maximum overall height for shoes will be 2.5cm Plain Black or Grey Socks	Black Shoes - NOT Boots - Shoes should be of 'classic' design - lace-up, buckle or slip-on - The maximum overall height for shoes will be 2.5cm Plain Black/White Socks or Tights
	Plain Navy-Blue Hijab
OPTIONAL	OPTIONAL
Navy Blue V-Necked Jumper with Logo - Not to be worn in place of a Blazer	Navy Blue V-Necked Jumper with Logo OR Navy Cardigan with Logo - Not to be worn in place of a Blazer
PE KIT	PE KIT
Navy/Sky PE Polo Shirt with Logo Navy/Sky Unisex Hooded PE Top with Logo Navy/Sky Panel PE Shorts (from supplier) OR Navy Tracksuit Bottoms - Plain Sports Socks Navy PE Socks with SWR Lettering Non-Marking Trainers Football Boots Gum Shields Shin Pads	Navy/Sky PE Polo Shirt with Logo Navy/Sky Unisex Hooded PE Top with Logo Navy/Sky Panel PE Shorts (from supplier) OR Navy/Sky PE Skort (from supplier) AND Navy/Sky Base Layer Leggings OR Navy Tracksuit Bottoms - Plain Sports Socks Navy PE Socks with SWR Lettering Non-Marking Trainers Football Boots Gum Shields Shin Pads



TIES

As part of this Uniform Dress Code and to help create a sense of community spirit within the year group, a coloured stripe is allocated to each year group, these ties will progress with the student as they move through the school.

For the 2021/22 academic year, tie colours will be:

- Year 7 Ramsay Blue and Silver Stripe
- Year 8 Ramsay Blue & Purple Stripe
- Year 9 Ramsay Blue & Red Stripe
- Year 10 Ramsay Blue & Green Stripe
- Year 11 Ramsay Blue with Yellow Stripe

COST OF UNIFORM

We want to ensure that the cost of uniform does not deter any student from applying to the school or lead to them feeling socially excluded or unable to afford other necessities.

Parents/carers who are unable to provide their child with the required items of school uniform should contact their child's Student Support Officer. Such approaches will be handled with the utmost discretion and sensitivity.

The uniform suppliers, costs and quality of the uniform are reviewed regularly to ensure that they provide good quality clothing at an affordable price.

WHERE TO GET OUR UNIFORM

Items are available from our school stockist:- www.sportcrest.co.uk
Sport Crest, 3 Union Parade, Eden Centre, High Wycombe

SHOES & SCHOOL BAGS

When buying shoes please remember the following points:-

- All black - leather or leather imitation
- Laced, velcro strap or slip on are all acceptable
- Plain black shoes without accessories or logos


When buying a School Bags please ensure that it is large enough to carry a days' worth of books and materials. Small handbags and satchels are not appropriate, rucksacks are generally the best option.




PERMITTED



NOT PERMITTED





WE EXPECT YOU TO ADHERE TO THE FOLLOWING

HAIR

- Individual fashion statements such as extreme hair styles or colours are not permitted. Hair should be of natural colour, cut no shorter than a grade 2, with no tram lines, shaved shapes in the hair or 'bar codes' in eyebrows.
- No decorative attachments to braids or extensions are to be worn in the hair and please remember that long hair should be tied back in practical lessons.
- No hoods, hats, caps or bandannas to be worn anywhere on the School site. Hats may be worn in extremely cold weather, such as snow.

CLOTHING


- No denim, leather, cord or large logos.
- No trainers to be worn around School.
- No visible tattoos.

MAKE UP & JEWELLERY

- Natural make up only.
- No tinted/cosmetic contact lenses or decorative dental wear.
- No gel, acrylic or silk nails
- No visible nail varnish
- Students are permitted to wear one small stud in each ear and one discreet nose stud. Students may wear a wristwatch. No other visible jewellery is permitted.
- All jewellery, without exception, must be removed for PE lessons for health and safety reasons.

PERSONAL ITEMS

- Large amounts of money and expensive personal effects should not be brought on the School site.
- The School will not accept liability for any claim arising from theft, accidental loss or damage to personal effects, money, belongings or clothing whilst on the premises.
- Mobile Phones, Tablets, Gadgets etc. are brought on site at the owner's risk, they are not covered by the Schools insurance and will be confiscated if staff are aware of it, between 8.30am and 2.50pm. Money should be kept in a purse or wallet.
- Confiscated items will be held securely at the school and can be collected in line with the relevant policy.



FURTHER GUIDANCE

DESCRIPTION	FURTHER INFORMATION
Blazer Navy with school logo	To be kept in a smart, clean appearance and worn during the day, as well as to and from the School, unless directed otherwise by staff.
Tie Navy with school logo & correct stripe	Only Sir William Ramsay ties can be worn. Each year group will have its own coloured stripe for easier year group identification.
White Shirt	The shirt should be tucked in , buttoned and worn with the SWR Tie. Any polo neck, T-shirt, vest or underwear worn should not be visible through the shirt. No designer shirts or girls fitted blouses.
Navy Jumper or Cardigan with School Logo	This is an optional item; no other jumper or cardigan may be worn under blazers.
Boys Trousers Mid-Grey	Tailored trousers - NO cords, drainpipes, jeans or skin-tight trousers - black belts only.
Girls Trousers Mid-Grey	Tailored Trousers - NO cords, drainpipes, jeans, leggings or skin-tight trousers – black belts only.
Mid-Grey Skirt	Stitched Down Pleated Skirt - Knee length, the bottom of the skirt should be closer to the knee than to the bottom of the blazer.
Boys Socks Black or Grey	Plain Black or Grey Socks.
Girls Socks Black or White	Plain Black or White Socks. White socks must NOT be worn over black tights.
Outerwear	No large logos or writing.
Black Footwear	Shoes should plain black and of 'classic' design – lace up, buckle or slip on. Black laces. The maximum overall height for shoes will be 2.5cm NO high heels, boots, canvas shoes or trainers.
Hair Accessories	Hairbands or headscarves for girls must be navy or black.